


REG

Flow restricting & cost saving



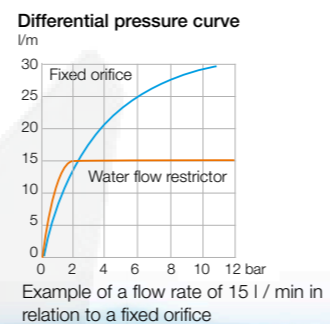
REG 7-fold and simple element

- Measuring range: 0.5...560 l/min
- Connection: G1/2...G2 1/2, flange DN20...100
- t_{max} : 300°C
- p_{max} : 200 bar
- ✓ Selectable flow rate
- ✓ High quality, long life stainless steel design

Mechanical flow restrictors **REG** from instrumentation specialists based in Hofheim am Taunus, impress with their simple and effective functionality.

Once installed, the **REG** limits the flow to a preset fixed value, regardless of pressure fluctuations. Due to the high quality stainless steel design, the **REG** is completely maintenance-free.

With no auxiliary power and secure from manipulation, the **REG** is particularly suitable for consumer applications and uniform supply to multiple consumers.

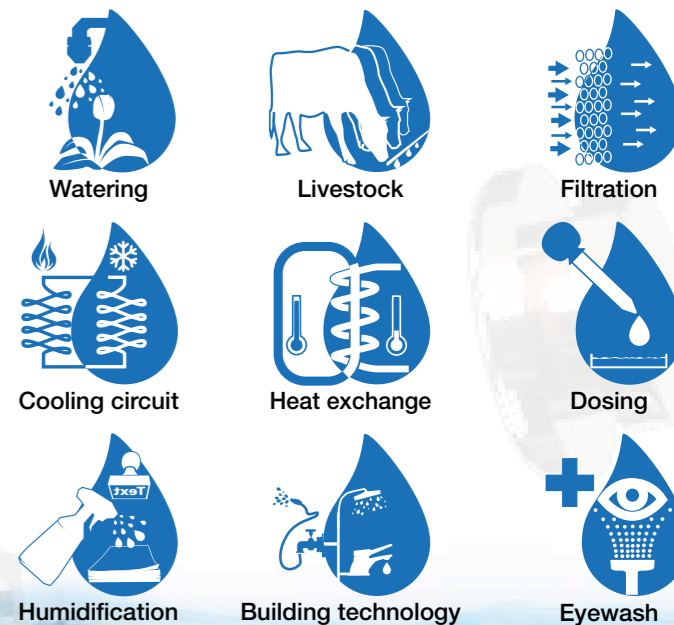


In contrast to **REG's** stainless steel inserts, other manufacturers usually use a combination of rubber and metal discs, each with a round cavity in the middle. Water pressure compresses the elastic rubber disc, which changes the diameter of the cavity and thus regulates the flow; however, this only works as long as the rubber elasticity is intact. Due to temperature, chemical influence and aging, the molecular structure of the rubber strongly changes over time and as a result, the elasticity is lost, causing hardening of the rubber and therefore the flow cannot be regulated or guaranteed.

This condition becomes problematic and above all expensive if this characteristic is underestimated or not pointed out. In contrast, our **REG** flow restrictors are designed for lifelong and maintenance-free use

The **REG** excels in applications including dosing, distribution and restriction. It protects against water hammer, overheating, overload and increased emission.

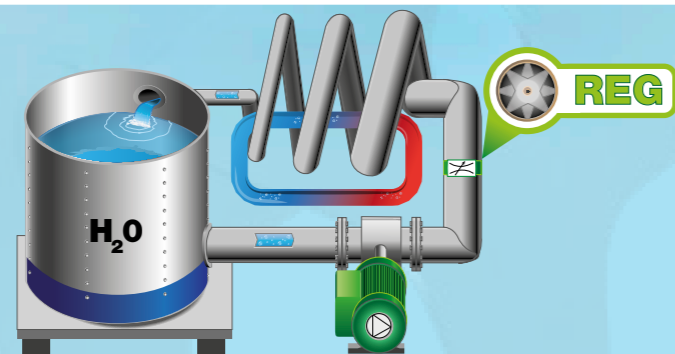
This means the device is ideal for those applications where a constant flow rate is needed despite pressure fluctuations in the system, e.g. by consumers switching on and off.



Application examples when used with pumps

Pump protection

To prevent a pump that is connected to a tube which ran empty from being damaged by a potential water hammer requires merely an installed **REG** at the pumps exit. That way neither cavitation nor water hammer will pose no threat any longer.



Overheating

In the case of a pump being subject to a sudden zero flow, overheating can be prevented by tracing back a small amount of liquid through a bypass and regulated by a **REG**.



Water supply

In the case of an uneven distribution in a water circuit the easily installed **REG** flow restrictors guarantee the maintenance free and temper proof allocation of the correct maximum amount of flow for each consumer.

